

- **Efficient**
- **Powerful**
- **Flexible**
- **Long-lasting**

Our versatile LED beacons can be used for every application. A variety of mounting options and sizes allow mounting on any kind of vehicle. Long-lasting, low power consumption and high electromagnetic compatibility characterise our LED beacons.

Size comparison



COMET S

COMET

SATURN

NOVA

MOVIA - SL

COMET S

Overview of options

Whether fix mounting, tube mounting or magnetic fixing - the various versions of the LED beacon COMET S offer a solution for every requirement. Our COMET S has an impressively extra flat and modern design. Maximum light intensity (Class II homologation) and a fully lighted lamp dome ensure the best possible visibility and warning effect.



Fix mounting




Magnetic fixing



Tube mounting

Fix mounting



Also available with examination in accordance with ICAO type C.
Further information can be found on page 61.

PRODUCT FEATURES:

- Fix mounting in accordance with DIN 14620, form B1
- Various homologated flash patterns integrated
- Two rows of LEDs provide full-area illumination
- Class II homologation
- Options:
 - Day/night switching (via cable) for version with amber lamp dome
 - Day/night switching (automatic) for version with amber lamp dome
 - Convoy travel
 - Function monitoring
 - Analogue or CAN447 option
 - Also available with clear lamp dome
 - Soft light signal (night) possible
- Colours: also available in blue, red and green

Technical data:	
Designation:	COMET S
Voltage:	9-32V multi voltage
Flash frequency:	> 2 Hz
Average power consumption:	12 V: 1.3 A / 24 V: 0.7 A
Material:	Lamp dome: PC / socket: ASA
Type of protection:	IP5K4K/IPX9K
Homologation: (Germany and international)	
Light in accordance with ECE-R65:	TA2(E1)00 4426/ TA1(E1)00 4591
EMC in accordance with ECE-R10:	(E1) 10R-05 7965

COMET S

Magnetic fixing



PRODUCT FEATURES:

- With spiral cable and triple magnetic fixing
- Optimum bonding even on curved vehicle roofs
- Rubber-coated magnets to protect paintwork from scratches
- Tested at up to 250 km/h
- Analogue control
- Various homologated flash patterns integrated
- Two rows of LEDs provide full-area illumination
- Options:
 - Day/night switching (automatic) for version with amber lamp dome
 - Also available with clear lamp dome
 - Soft light signal (night) possible
- Colours: also available in blue and red

Tube mounting



PRODUCT FEATURES:

- For fitting on a mounting tube in accordance with DIN 14620
- Impact-resistant housing base
- Various homologated flash patterns integrated
- Two rows of LEDs provide full-area illumination
- Options:
 - Day/night switching (automatic) for version with amber lamp dome
 - Flexible (AF) or fixed tube (A)
 - Also available with clear lamp dome
 - Soft light signal (night) possible
- Colours: also available in blue and red

Also available with examination in accordance with ICAO type C.
Further information can be found on page 61.

Overview of options

Whether fix mounting, tube mounting or magnetic fixing - the different versions of the COMET LED beacon offer a solution for every requirement. Our powerful LED technology with exceptional warning effect integrated in compact housing is what distinguishes our COMET LED beacons.



Fix mounting



Magnetic fixing



Tube mounting

COMET LED

Fix mounting



PRODUCT FEATURES:

- Fix mounting in accordance with DIN 14620, form B1
- Options:
 - Function monitoring (low or high)
 - Analogue or CAN447 version
- Colours: also available in blue, red, green and blue/amber

Magnetic fixing



PRODUCT FEATURES:

- With spiral cable and triple magnetic fixing
- Optimum bonding even on curved vehicle roofs
- Rubber-coated magnets to protect paintwork from scratches
- Tested at up to 250 km/h
- Colours: also available in blue, red, green and blue/amber

Both versions available with examination in accordance with ICAO type C. Further information can be found on page 61.

Tube mounting



PRODUCT FEATURES:

- For fitting on a mounting tube in accordance with DIN 14620
- Impact-resistant housing base
- Options:
 - Flexible (AF) or fixed tube (A)
- Colours: also available in blue, red and green


Technical data:	
Designation:	COMET LED
Voltage:	9-32V multi voltage
Flash frequency:	> 2 Hz
Average power consumption:	12 V: 1.5 A / 24 V: 0.75 A
Material:	Lamp dome: PC / socket: ASA
Type of protection:	IP5K4K/IPX9K
Homologation: (Germany and international)	
Light in accordance with ECE-R65:	TA1(E1)00 2872
EMC in accordance with ECE-R10:	(E1)10R-04 5669

Also available with examination in accordance with ICAO type C.
Further information can be found on page 61.

SATURN LED

The SATURN LED beacon is available either with flat base or tube mounting options and can thus be used in a wide variety of applications. Powerful LED technology with exceptional warning effect in a solid housing is what sets our SATURN LED beacons apart.

Fix mounting



PRODUCT FEATURES:

- Fix mounting in accordance with DIN 14620, form B1
- Function monitoring (low or high)
- Colours: also available in blue and red

Tube mounting



PRODUCT FEATURES:

- For fitting on a mounting tube in accordance with DIN 14620
- Impact-resistant housing base
- Option:
 - Flexible (AF) or fixed tube (A)
- Colours: also available in blue and red


Technical data:

Designation:	SATURN LED
Voltage:	9-32V multi voltage
Flash frequency:	> 2 Hz
Average power consumption:	12 V: 1.5 A / 24 V: 0.75 A
Material:	Lamp dome: PC / socket: ASA
Type of protection:	IP5K4K/IPX9K
Homologation: (Germany and international)	
Light in accordance with ECE-R65:	TA1(E1)00 3000
EMC in accordance with ECE-R 10:	(E1)10R-04 5669

NOVA in LED technology

The NOVA in LED technology is the “big sister” of our beacons. Optimal light distribution is generated through the use of high-power LEDs. The NOVA in LED technology is most commonly used in large vehicles.

Fix mounting



PRODUCT FEATURES:

- Fix mounting in accordance with DIN 14620, form B2
- Analogue control
- Options:
 - Function monitoring (low or high)
- Colours: also available in blue and red

Technical data:	
Designation:	NOVA-L
Voltage:	9-32V multi voltage
Flash frequency:	> 2 Hz
Average power consumption:	12 V: 1.5 A / 24 V: 0.75 A
Material:	Lamp dome: PC / socket: ASA
Type of protection:	IP5K4K/IPX9K
Homologation: (Germany and international)	
Light in accordance with ECE-R65:	TA1(E1)00 2916
EMC in accordance with ECE-R10:	(E1)10R-04 5669

MOVIA - SL

Whether fix mounting, tube mounting or magnetic fixing - the various versions of the MOVIA SL LED beacon offer a solution for every requirement. Powerful LED technology with exceptional warning effect in a compact housing is what distinguishes our MOVIA SL LED beacons.



Magnetic fixing



Tube mounting



Fix mounting

Fix mounting



PRODUCT FEATURES:

- Options:
 - Function monitoring
 - Analogue or CAN447 option
- Colours: also available in red, blue and blue/amber

Tube mounting



PRODUCT FEATURES:

- For fitting on a mounting tube in accordance with DIN 14620
- Flexible arm
- Option:
 - Also available on telescopic arm
- Colours: also available in red and blue

MOVIA - SL

Magnetic fixing



PRODUCT FEATURES:

- LED beacon with spiral cable and triple magnetic fixing
- Optimum bonding even on curved vehicle roofs
- Rubber-coated magnets to protect paintwork from scratches
- Choice of different plugs
- Tested at up to 270 km/h
- Analogue
- Colours: also available in blue, blue/amber and red
- Protective covering available on request

<i>Technical data:</i>	
Designation:	MOVIA - SL
Voltage:	9-32V multi voltage
Flash frequency:	> 2 Hz
Average power consumption:	12 V: 1.6 A / 24 V: 0.9 A
Material:	Housing: Aluminium/Lamp dome: PC
Type of protection:	IP5K4K/IPX9K
<i>Homologation: (Germany and international)</i>	
Light in accordance with ECE-R65:	TA1 (E1)00 3139
EMC in accordance with ECE-R10:	(E1)10R-04 5669

Two-tone LED beacons

Can switch between blue and amber

The bicoloured beacons MOVIA SL and COMET LED can switch between blue and amber. The blue warning signal is used to clear a path on the way to the destination. The beacon can switch to amber at the destination in order to act as a warning signal to secure the area.



Fig. Movia - SL

<i>Technical data:</i>		
Designation:	MOVIA - SL	COMET LED
Voltage:	9-32 V multi-voltage	9-32 V multi-voltage
Flash frequency:	> 2 Hz	> 2 Hz
Average power consumption:	12 V: 1.5 A / 24 V: 0.8 A	12 V: 1.5 A / 24 V: 0.75 A
Material:	Housing: Aluminium/Lamp dome: PC	Lamp dome: PC / socket: ASA
Type of protection:	IP5K4K/IPX9K	IP5K4K/IPX9K
<i>Homologation: (Germany and international)</i>		
Light in accordance with ECE-R65:	TB1/TA1(E1)00 3139 TB2(E1)00 3140	TB1/TA1(E1)00 2872 TB2(E1)00 2814
EMC in accordance with ECE-R 10:	(E1)10R-04 5669	(E1)10R-04 5669

MOVIA SL and COMET LED VERSIONS

- Fix mounting: Colour switching by signal line
- Magnetic fixing: Colour switching via a switch on the universal plug

Bicoloured LED beacons

Switch between blue and amber possible

MOVIA - SL



PRODUCT FEATURES:

- Available as fix mounting or magnetic fixing
- Fix mounting/CAN447: Colour switching by signal line
- Magnetic fixing: Colour switching via a switch on the universal plug
- Clear lamp dome
- Protective covering available on request

COMET LED



PRODUCT FEATURES:

- Available as fix mounting or magnetic fixing
- Fix mounting/CAN447: Colour switching by signal line
- Magnetic fixing: Colour switching via a switch on the universal plug
- Clear lamp dome

COMET S on support bracket

The mounting form of the COMET S beacons has been specially developed for escort vehicles. The beacon is fixed by means of a lockable plug-in hinge and a rubber suction cup with a magnet on the vehicle roof. Universal electric plug-in hinge add-on parts (ESA parts) provide both a secure hold and power supply for the beacon.

PRODUCT BENEFITS COMET S (Fig.):

- Various homologated flash patterns integrated
- Two rows of LEDs provide full-area illumination
- Class II homologation



Fig: COMET S on support bracket with ESA part
- alternatively also possible with COMET LED



Fig: COMET S on support bracket without ESA part
- alternatively also possible with COMET LED

PRODUCT BENEFITS SUPPORT BRACKET:

- Lockable clamping element
- Self-contacting by multi-contact segments in the ESA part
- Double protection with a plug-in hinge and a magnetic suction cup
- Universal ESA part necessary