

The HBE 300 is able to control both CAN-compatible warning systems as well as analogue supplements. In addition to models for “fire brigade/emergency doctor”, we also offer models that are specially designed for the requirements of the police sector. Additionally, there are universal models which are available for the fire service and police sector.



## PRODUCT FEATURES:

- CANopen Standard 447
- 8 fast access buttons
- 4 menu buttons
- buttons with location and activation lighting
- integrated microphone for public address
- high-contrast wide angle display
- easy to operate thanks to large buttons
- convenient menu navigation with self-explanatory icons
- analogue outputs for additional functions
- can be used in any vehicle (even without a 447 gateway)
- various models available

### Homologation: (Germany and international) HBE 300











EMC according to ECE-R 10:	(E) 10R-05 6932
----------------------------	-----------------

### Technical data





Weight:	170 g
Dimensions:	66 x 124 x 24 mm (WxHxD)
Voltage:	12 V / 24 V multi voltage

# HBE 300

## Examples:

Functions of the fast access buttons (HBE 300)	
	Simultaneously switches on the main beacons, 3rd beacon and IR-flasher and if installed, the take down flash off. Night dimming is activated during operation by pressing and holding the button (> 3 sec.).
	Simultaneously switches on the main beacons, 3rd beacon and IR-flasher and if installed, the take down flash off. A tone sequence cycle can be triggered with the horn if the ignition is switched on.
	Simultaneously switches on the main beacons, front flasher, 3rd beacon and IR-flasher and if installed, the take down flash off. Press again to switch off the tone sequence.
	Activates/deactivates the power flash when the main beacons are activated (locks with the main beacons)
	Activates/deactivates the front flasher. (locks with the main beacons)
	Changes the tone sequence signal type. A quiet tone sequence cycle is triggered by pressing and holding the button if the main beacons are activated and the ignition is switched on (Kl.15). (> 3 sec.)
	Activates/deactivates the rear warning system.
	Switches on the takedown display with "STOP POLICE" and the red take down flash. The red take down flash is not switched on when the main beacons are activated.
	Triggers the "acoustic stop signal" cycle as well as the red take down flash, when the ignition and the takedown display are on ("STOP POLICE") and the blue light is off.
	Activates/deactivates the rear take down display signal with "PLEASE FOLLOW".



Functions of the menu navigation buttons (HBE 300)	
	Navigate upwards through menu items and functions
	Navigate downwards through menu items and functions
	Select and choose menu items/functions
	Return to the previous menu item level. By holding and pressing this button, you also switch off all active functions.